

STB

STB

Technical data

Type STB Terminal Enclosure METRIC and IMPERIAL

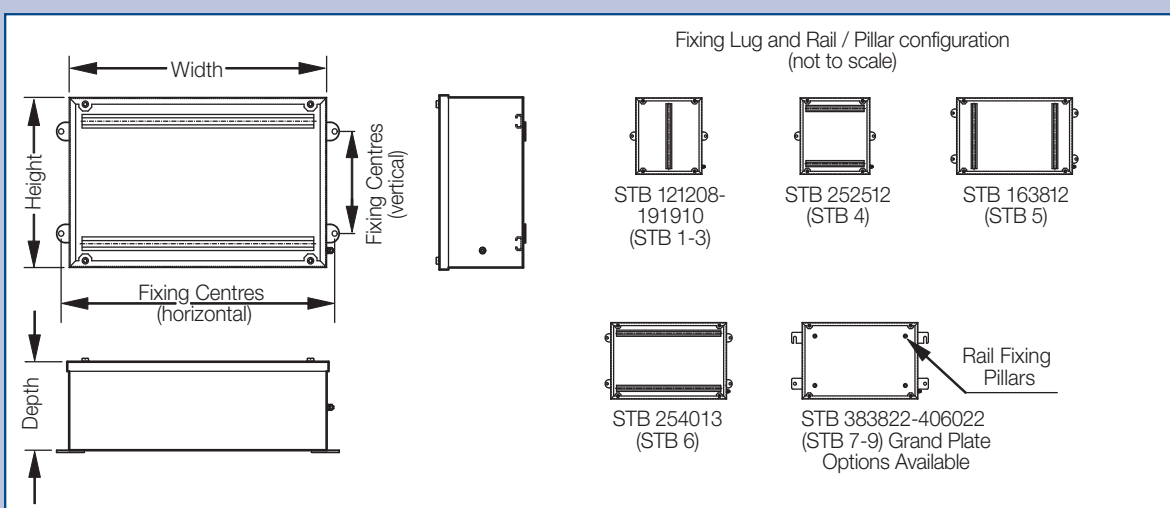
Marking to 94/9/EC	Ⓔ II 2 G Ex e ia IIC T6/T5 Ⓔ II 1 G Ex ia IIC T6, T5 Ⓔ II 2 D Ex tD A21 IP66 T95 °C
Temperature class	T6 up to +40 °C / T5 up to +55 °C
EC-Type Examination Certificate	PTB 04 ATEX 1015
Permissible ambient temperature	-30 °C to +40 °C -65 °C to +55 °C (option: Silicone gasket)
Rated voltage	up to 690 V*
Rated current	up to 500 A*
Connecting terminals	up to 240 mm ² *
Insulation class	I
Degree of protection accd. EN 60529	IP66
Cable glands/Gland plates/Enclosure drilling	up to 4 side optional gland plate combination with entries to meet requirements (38/38/20 - 60/40/20) combination with entries to meet requirements
Type of mounting	STB 12/12/08 - 25/25/12 2 welded lugs with Ø 8 mm holes STB 16/38/12 - 25/40/13 4 welded lugs with Ø 8 mm holes STB 38/38/22 - 60/40/20 4 welded lugs with Ø 11 mm holes
Enclosure material	stainless steel 316 L or sheet steel polyester powder coated (RAL 7032)
Material thickness	1.5 mm
Equipment mountings	12/12/08 - 25/40/13 internally welded TAS 20 rail terminals mounting 38/38/20 - 60/40/20 4 x stand off pillars Ø 9 mm, 25 mm height, tapped M6 x 10, for rail or mounting plate
Enclosure earth	12/12/08 - 25/40/13 M6 external/internal earth stud assembly 38/38/20 - 60/40/20 M10 external/internal earth stud assembly
Gasket material	Neoprene, Silicone gasket (option)

* depending on type of terminal and Ex-components used

Additional certifications:


GOST-R, cULus types 3S, 4, 4 x and Germanischer Lloyd approved on request.

Dimension drawing



Dimensions in mm

Ex-e Terminal enclosures



Ordering details STB METRIC up to 3 x 51 terminals

STB Size	Dimensions ¹⁾ H x W x D in mm	Fixing Centres ¹⁾ vertical x horizontal	Weight in kg (empty enclosure)	Terminal mounting rail				Terminal content			
				Rail fixing Rail length centres		Rail length		Row orientation vertical			
				vert.	horiz.	vert.	horiz.	2.5 (6)	4 (6.5)	6 (8)	10 (10)
Enclosure dimensions and terminal content											
12/12/08 ²⁾	120x120x 80	145x145	1.4	62	82	1x 8	1x 6	1x 5	1x 4		
15/12/08 ²⁾	150x120x 80	175x175	1.6	90	110	1x13	1x11	1x 8	1x 7		
15/15/09 ²⁾	150x150x 90	175x175	1.9	90	110	1x13	1x11	1x 8	1x 7		
19/15/09 ²⁾	190x150x 90	175x175	2.3	130	150	1x21	1x18	1x13	1x10		
19/19/10 ²⁾	190x190x100	215x215	3.0	130	150	1x21	1x18	1x13	1x10		
25/25/12 ²⁾	250x250x120	275x275	3.7	180	200	2x31	2x26	2x19	2x15		
16/38/12 ²⁾	160x380x120	80x405	3.7	300	320	1x55	1x46	1x34	1x28		
25/40/13 ²⁾	250x400x130	150x425	5.4	180	200	3x31	3x26	3x19	3x15		

STB Size	Available glanding area			Max. Entry Guide (metric)							Order No. ⁴⁾
	Top & Bottom	Left	Right	Top & Bottom / Left / Right							
	(with gland plates fitted) in mm			M16	M20	M25	M32	M40	M50	M63	
Gland entry detail											
12/12/08 ²⁾	114x 63	114x 63	70x 63	7/7/4	3/3/1	2/2/1	2/2/1	-	-	-	STBS1121208
15/12/08 ²⁾	114x 63	114x 63	100x 63	7/9/6	3/3/2	2/3/2	2/2/1	-	-	-	STBS1151208
15/15/09 ²⁾	144x 73	144x 73	100x 73	9/9/6	6/6/4	3/3/2	2/2/1	2/2/1	-	-	STBS1151509
19/15/09 ²⁾	144x 73	184x 73	130x 73	9/12/8	6/8/6	3/4/2	2/3/2	2/2/1	-	-	STBS1191509
19/19/10 ²⁾	184x 83	184x 83	140x 83	18/18/14	8/8/6	7/7/5	3/3/2	2/2/2	2/2/1	-	STBS1191910
25/25/12 ²⁾	244x103	244x103	200x103	32/32/26	18/18/14	10/10/8	7/7/6	3/3/3	3/3/2	2/2/2	STBS1252512
16/38/12 ²⁾	372x103	154x103	330x103	50/20/44	29/11/24	15/6/14	12/4/10	5/2/5	4/1/4	3/1/3	STBS1163812
25/40/13 ²⁾	394x113	244x113	350x113	54/32/48	30/18/26	16/10/14	13/7/11	6/3/5	5/3/4	4/2/3	STBS1254013

Options			
STB Painted	STB PS 1XXYYZZ	STB with additional UL CERT ²⁾	STB _S 1XXYYZZ UL
STB with gland 1 plate ³⁾	STB _S 1XXYYZZ 1	STB with gland 3 plate ³⁾	STB _S 1XXYYZZ 3

Type	Order No.
Example	
15/15/09 painted with 3 gland plates and UL-certification	STBPS1151509-UL


The information provided is based on the physical constraints of the enclosure. Please refer to the certificate for hazardous area applications.

Notes: ¹⁾ Dimensions drawing see page 7.63

²⁾ this types can be ordered with additional UL-Certification

³⁾ only this types includes UL-Certification and can be ordered with 1 or 3 gland plates

⁴⁾ Refer to „OPTIONS“ for full order number detail



STB

Ordering details STB METRIC up to 5 x 79 terminals

STB	Dimensions ¹⁾ H x W x D in mm	Fixing Centres ¹⁾ vertical x horizontal	Weight in kg (empty enclosure)	Terminal mounting rail				Terminal content			
				Rail fixing centres		Rail length		Row orientation vertical			
Size				vert.	horiz.	vert.	horiz.	2.5 (6)	4 (6.5)	6 (8)	10 (10)
Enclosure dimensions and terminal content											
38/38/22²⁾	380x380x220	250x435	8.5	280	300	3x42	3x39	3x32	3x25		
40/60/22²⁾	400x600x220	264x656	13.0	300	320	3x46	3x42	3x34	3x27		
60/40/22²⁾	600x400x220	464x456	13.0	500	520	5x79	5x73	5x59	5x47		

STB	Available glanding area			Max. Entry Guide (metric)						Order No.	
	Top & Bottom	Left	Right	Top & Bottom / Left / Right							
Size	(with gland plates fitted) in mm			M16	M20	M25	M32	M40	M50	M63	
Gland entry detail											
38/38/22²⁾	374x203	374x203	324x203	100/100/88	57/57/48	40/40/33	24/24/20	15/15/12	8/8/7	6/6/5	STBS13838220
40/60/22²⁾	594x203	394x203	344x203	164/108/92	93/60/51	65/40/35	40/26/22	26/17/14	14/9/7	11/7/6	STBS14060220
60/40/22²⁾	337x124	337x124	337x124	108/164/152	60/93/84	40/65/60	26/40/38	17/26/23	9/14/13	7/11/10	STBS16040220

Options			
STB Painted	STB PS 1XXYYZZ	STB with gland 1 plate²⁾	STB S 1XXYYZZ 1
STB with gland 3 plate³⁾	STB S 1XXYYZZ 3		

Type	Order No.
Example	
38/38/22 316L SS with 3 gland plates incl. UL-certification	STBS13838223


The information provided is based on the physical constraints of the enclosure. Please refer to the certificate for hazardous area applications.

Notes: ¹⁾ Dimensions drawing see page 7.63

²⁾ only this types includes UL-Certification and can be ordered with 1 or 3 gland plates

³⁾ Refer to „OPTIONS“ for full order number detail

Ex-e Terminal enclosures



STB

Ordering details STB IMPERIAL up to 21 terminals

STB Size	Dimensions ¹⁾ H x W x D inches	Fixing Centres ¹⁾ vertical x horizontal	Weight in lbs (empty enclosure)	Terminal mounting rail				Terminal content			
				Rail fixing Rail length centres		Rail length		Row orientation vertical			
				vert.	horiz.	vert.	horiz.	2.5 (6)	4 (6.5)	6 (8)	10 (10)
Enclosure dimensions and terminal content											
12/12/08 ²⁾	4.72x4.72x3.15	5.71x5.71	3.08	2.44	3.23	1x 8	1x 6	1x 5	1x 4		
15/12/08 ²⁾	5.91x4.72x3.15	6.89x6.89	3.52	3.54	4.33	1x13	1x11	1x 8	1x 7		
15/15/09 ²⁾	5.91x5.91x3.54	6.89x6.89	4.18	3.54	4.33	1x13	1x11	1x 8	1x 7		
19/15/09 ²⁾	7.48x5.91x3.54	6.89x6.89	5.06	5.12	5.91	1x21	1x18	1x13	1x10		

STB Size	Available glanding area			Max. Entry Guide (imperial) Top & Bottom / Left / Right							Order No.
	Top & Bottom	Left	Right	Gland (first row) Hub (second row)							
	(with gland plates fitted) in inches			1/2" NPT	3/4" NPT	1" NPT	1 1/4" NPT	1 1/2" NPT	2" NPT	2 1/2" NPT	
Gland entry detail											
12/12/08 ²⁾	4.49x2.48	4.49x2.48	2.76x2.48	6/6/3	3/3/1	2/2/1	2/2/1	-	-	-	STBS1121208
				2/2/1	2/2/1	2/2/1	-	-	-		
15/12/08 ²⁾	4.49x2.48	5.67x2.48	3.94x2.48	6/8/5	3/3/2	2/3/2	2/2/1	-	-	-	STBS1151208
				2/3/2	2/3/2	2/2/1	-	-	-		
15/15/09 ²⁾	5.67x2.87	5.67x2.87	3.94x2.87	8/8/5	6/6/4	3/3/2	2/2/1	2/2/1	-	-	STBS1151509
				3/3/2	3/3/2	2/2/1	2/2/1	-	-		
19/15/09 ²⁾	5.67x2.87	7.24x2.87	5.12x2.87	8/11/7	6/9/6	3/4/2	2/3/2	2/2/1	-	-	STBS1191509
				3/4/3	3/3/2	2/3/2	2/2/2	-	-		

Options			
STB Painted	STB PS 1XXYYZZ	STB with additional UL CERT ²⁾	STB _S 1XXYYZZ UL
STB with gland 1 plate ³⁾	STB _S 1XXYYZZ 1	STB with gland 3 plate ³⁾	STB _S 1XXYYZZ 3


Type	Order No.
Example	
15/15/09 painted with 3 gland plates and UL-certification	STBPS151509UL

The information provided is based on the physical constraints of the enclosure. Please refer to the certificate for hazardous area applications.

Notes: ¹⁾ Dimensions drawing see page 7.63

²⁾ only this types includes UL-Certification and can be ordered with 1 or 3 gland plates

³⁾ Refer to „OPTIONS“ for full order number detail



STB

Ordering details STB IMPERIAL up to 3 x 31 terminals

STB	Dimensions ¹⁾ H x W x D in inches	Fixing Centres ¹⁾ vertical x horizontal	Weight in lbs (empty enclosure)	Terminal mounting rail				Terminal content			
				Rail fixing		Rail length		Row orientation vertical			
Size				vert.	horiz.	vert.	horiz.	2.5 (6)	4 (6.5)	6 (8)	10 (10)
Enclosure dimensions and terminal content											
19/19/10 ³⁾	7.48x 7.48x3.94	8.46x8.46	6.60	5.12	5.91	1x21	1x18	1x13	1x10		
25/25/12 ³⁾	9.48x 9.84x4.72	10.83x10.83	8.14	7.09	7.87	2x31	2x26	2x19	2x15		
16/38/12 ³⁾	6.30x14.96x4.72	3.15x15.94	8.14	11.81	12.60	1x55	1x46	1x34	1x28		
25/40/13 ³⁾	9.84x15.75x5.12	5.91x16.73	11.88	7.09	7.87	3x31	3x26	3x19	3x15		

STB	Available glanding area			Max. Entry Guide (imperial) Top & Bottom / Left / Right							Order No.
	Top & Bottom	Left	Right	Gland (first row)		Hub (second row)					
Size	(with gland plates fitted) in inches			1/2" NPT	3/4" NPT	1" NPT	1 1/4" NPT	1 1/2" NPT	2" NPT	2 1/2" NPT	
Gland entry detail											
19/19/10 ³⁾	7.24x3.27	7.24x3.27	7.24x3.27	17/17/12	9/9/6	7/7/5	3/3/2	2/2/2	2/2/1	-	
				8/8/6	3/3/3	3/3/2	2/2/2	2/2/1	-	-	STBS1191910
25/25/12 ³⁾	9.61x4.06	9.61x4.06	7.87x4.06	23/23/18	18/18/14	10/10/8	7/7/6	3/3/3	3/3/2	2/2/2	
				11/11/9	9/9/7	8/8/6	3/3/3	3/3/2	2/2/2	2/2/2	STBS1252512
16/38/12 ³⁾	14.65x4.06	6.06x4.06	12.99x4.06	36/14/29	29/11/23	16/6/12	12/4/9	5/2/4	4/1/3	3/1/3	
				17/6/15	15/5/13	12/4/11	5/2/5	5/2/4	4/1/3	3/1/3	STBS1163812
25/40/13 ³⁾	15.51x4.45	9.61x4.45	13.78x4.45	50/30/44	30/18/27	17/10/15	13/7/11	6/3/5	5/3/4	4/2/3	
				27/17/24	16/9/14	13/8/11	6/3/5	5/3/4	4/2/4	4/2/3	STBS1254013

Options

STB Painted	STB PS 1XXYYZZ	STB with additional UL CERT ²⁾	STB S 1XXYYZZ UL
STB with gland 1 plate ³⁾	STB S 1XXYYZZ 1	STB with gland 3 plate ³⁾	STB S 1XXYYZZ 3

Type	Order No.
Example	
16/38/12 316L SS with 1 gland plate with UL-certification	STBS11638121UL

The information provided is based on the physical constraints of the enclosure. Please refer to the certificate for hazardous area applications.


Notes: ¹⁾ Dimensions drawing see page 7.63

²⁾ only this types includes UL-Certification and can be ordered with 1 or 3 gland plates

³⁾ Refer to „OPTIONS“ for full order number detail

1
2
3
4
5
6
7
8
9
10
11
12

Ex-e Terminal enclosures



STB

Ordering details STB IMPERIAL up to 5 x 79 terminals

STB Size	Dimensions ¹⁾ H x W x D in inches	Fixing Centres ¹⁾ vertical x horizontal	Weight in lbs (empty enclosure)	Terminal mounting rail				Terminal content			
				Rail fixing centres		Rail length		Row orientation vertical			
				vert.	horiz.	vert.	horiz.	2.5 (6)	4 (6.5)	6 (8)	10 (10)
Enclosure dimensions and terminal content											
38/38/22²⁾	14.96x14.96x8.66	9.84x17.13	18.70	11.02	11.81	3x42	3x39	3x32	3x25		
40/60/22²⁾	15.75x23.62x8.66	10.39x25.83	28.60	11.81	12.60	3x46	3x42	3x34	3x27		
60/40/22²⁾	23.62x15.75x8.66	18.27x17.95	28.60	19.69	20.47	5x79	5x73	5x59	5x47		

STB Size	Available glanding area Top & Bottom Left Right (with gland plates fitted) in inches			Max. Entry Guide (imperial) Top & Bottom / Left / Right Gland (first row) Hub (second row)							Order No.
	1/2" NPT	3/4" NPT	1" NPT	1 1/4" NPT	1 1/2" NPT	2" NPT	2 1/2" NPT				
Gland entry detail											
38/38/22²⁾	14.72x7.99	14.72x7.99	12.76x7.99	84/84/70	57/57/48	40/40/33	24/24/20	15/15/12	8/8/7	6/6/5	STBS13838220
				43/43/38	30/30/26	24/24/22	15/15/14	14/14/11	7/7/6	6/6/5	
40/60/22²⁾	23.39x7.99	15.51x7.99	13.54x7.99	137/88/77	93/60/51	65/43/35	40/26/22	26/17/14	14/9/7	11/7/6	STBS14060220
				70/45/40	48/32/26	42/26/22	26/17/14	23/14/12	12/8/7	11/7/5	
60/40/22²⁾	15.51x7.99	23.39x7.99	21.42x7.99	88/137/123	60/93/84	43/65/58	26/40/36	17/26/23	9/14/13	7/11/10	STBS16040220
				45/70/65	32/48/44	26/42/38	17/26/24	14/23/20	8/12/11	7/11/10	

Options			
STB Painted	STB PS 1XXYYZZ	STB with gland 1 plate ²⁾	STB S 1XXYYZZ 1
STB with gland 3 plate ³⁾	STB S 1XXYYZZ 3		

Type	Order No.
Example	
38/38/22 painted with 3 gland plates incl. UL-certification	STBS3838223

The information provided is based on the physical constraints of the enclosure. Please refer to the certificate for hazardous area applications.

Notes: ¹⁾ Dimensions drawing see page 7.63

²⁾ only this types includes UL-Certification and can be ordered with 1 or 3 gland plates

³⁾ Refer to „OPTIONS“ for full order number detail